

# Brock's PERFORMANCE

Brock's Performance Products • 4064 East Patterson Road • Dayton, OH 45430 • Phone: 937-912-0054 • Fax: 937-912-0062

## Replacement Throttle Pin Mount for Suzuki Hayabusa (08-11)

When your switch assembly and throttle spins on the handlebar, the pin has been sheared off and should be replaced with Brock's Performance throttle pin mount for a heavy duty permanent repair. The Brock's Performance throttle pin mount replaces the OEM plastic mount and pin assembly with billet aluminum and stainless steel assembly.



1. Loosen throttle cable adjustment at the throttle grip.
2. Remove the (2) two screws from the bottom of the switch assembly and lift the top off towards the front of the bike. Figure 1.
3. Move the lower housing down far enough to remove the plastic pin mount. Take note of the orientation, the pin mount will only fit one way. Figure 2.
4. Insert the Brock's Performance billet pin mount into the lower housing. Figure 3.
5. Re-assemble the switch housing, insert and tighten the (2) two screws.
6. Adjust the throttle cable free play and tighten the adjuster.




FIGURE 1




FIGURE 2




FIGURE 3

Brock's Performance Products are designed for Closed-Course Race Track use **ONLY**.  
 Brock's Performance Products policies and warranty information: [www.BrocksPerformance.com](http://www.BrocksPerformance.com)  
 For additional information: Check our [Information Forum](http://www.BrocksPerformance.com) at [www.BrocksPerformance.com](http://www.BrocksPerformance.com)  
 E-mail [advice@BrocksPerformance.com](mailto:advice@BrocksPerformance.com) or call the Order Line 937-912-0054.